



Demographic Research a free, expedited, online journal
of peer-reviewed research and commentary
in the population sciences published by the
Max Planck Institute for Demographic Research
Konrad-Zuse Str. 1, D-18057 Rostock · GERMANY
www.demographic-research.org

DEMOGRAPHIC RESEARCH

**VOLUME 18, ARTICLE 5, PAGES 145-180
PUBLISHED 28 MARCH 2008**

<http://www.demographic-research.org/Volumes/Vol18/5/>

Research Article

Fertility trends by social status

Vegard Skirbekk

© 2008 Skirbekk

*This open-access work is published under the terms of the Creative Commons Attribution NonCommercial License 2.0 Germany, which permits use, reproduction & distribution in any medium for non-commercial purposes, provided the original author(s) and source are given credit.
See <http://creativecommons.org/licenses/by-nc/2.0/de/>*

Table of Contents

1	Introduction	146
2	Social status and fertility differences	147
3	Fertility limitation among elites	149
4	Data inclusion criteria	151
5	Findings and conclusion	152
6	Acknowledgements	162
	References	163
	Appendix	170

Fertility trends by social status

Vegard Skirbekk¹

Abstract

This article discusses how fertility relates to social status with the use of a new dataset, several times larger than the ones used so far. The status-fertility relation is investigated over several centuries, across world regions and by the type of status-measure. The study reveals that as fertility declines, there is a general shift from a positive to a negative or neutral status-fertility relation. Those with high income/wealth or high occupation/social class switch from having relatively many to fewer or the same number of children as others. Education, however, depresses fertility for as long as this relation is observed (from early in the 20th century).

¹ Skirbekk, Vegard: International Institute for Applied Systems Analysis, Austria.
E-mail: skirbekk@iiasa.ac.at

1. Introduction

Before the onset of fertility decline, individuals of higher social standing have frequently been identified to have more children compared to individuals of lower social standing (Betzig 1986, Razi 1980, Sogner, Randsborg and Fure 1984). With a decline in fertility levels, however, high status has often been found to be associated with relatively low fertility (e.g., Coale and Watkins 1986, Cochrane 1979, Haines 1992, Jejeebhoy 1995), although some studies argue that the fertility-status relation remain positive (Fieder et al. 2005, Hull and Hull 1977, Stys 1957, Wrong 1958).

Italy is an example of a country where the status-fertility relation switched from positive to negative. Livi Bacci (1977) studies three Italian cities from the 15th to the 18th centuries and find a positive relation between status and childbearing outcomes for all of them. For example in Florence in 1427, poor 30-34 year old women had 3.0 children; the middle income group had 3.6, while the richest had 4.9 children. Observations from 20th century Italy, however, show a negative relation between fertility and occupational rank/educational length (FFS 2006, Jones 1982).

Bardet (1983) is a rare study that actually shows how the status-fertility relation between identical groups' switches from positive to negative over time. Bardet studies marital period fertility of four social classes from 1670 to 1789 in Rouen, France. The two lower classes, the *Artisans* and the *Ouvriers*, had about 6 children in 1670, decreased their fertility slightly first from around 1730, ending at around 5 children in 1789. However, the higher classes; the *Notables*, *Boutiquiers* and *Employés*, had more than 7 children in 1670, but substantially decreased their fertility from around 1700 and by 1789 had only around 4 children.

In spite of the considerable academic interest in the status-fertility relation, there exists no study that reviews more than a fraction of the available evidence. In this investigation a dataset several times larger than the ones used so far is collected.² The dataset is used to study the impact of fertility variation by status over time and during the demographic transition. I investigate to which extent fertility decline is initiated by elites and later imitated by the rest of the population. I also test whether the status-fertility differences eventually converge when fertility levels reach replacement levels and below.

I conduct separate analyses of fertility by status measures (education, occupation/social class/rank in a social hierarchy, income/wealth) and world region.

² Castro and Juarez (1993) present data on the relation between education and fertility based on DHS data in 26 developing countries. Cochrane (1979) analyse the relation between education and fertility, based on 96 samples. Pérusse (1993) presents 11 studies (mainly tribal societies) on various measures of social status and fertility. Jejeebhoy (1995) discusses a total of 134 samples on education and fertility, and provides a meta-analysis of 59 of the samples. The dataset presented in this study consists of 879 samples.

This is done to investigate how the same status measure can affect childbearing differently across periods and socio-economic circumstances. For example, being wealthy in a pre-industrial rural setting can have made it easier to set up a new home and marry at a young age, while in a modern urban industrialized context, wealth could be related to higher consumption aspirations, which "may depress fertility. I also study fertility trends for all status measures combined. This is done to investigate how changes to the concept of *status* over time can have very different fertility implications.

I organize the article in the following way: I begin by describing how social status related to fertility in historical settings as evidenced by societal/legal descriptions and DNA analyses. Then I go on to discuss possible causes for why high status groups were likely to reduce their fertility first, including their relatively early mortality decline, better contraceptive knowledge and weaker religious beliefs. The sample selection procedure for generating the status-fertility dataset is then presented. The final part presents the findings, where also the outlook for future childbearing trends by status is discussed.

2. Social status and fertility differences

One important reason why fertility outcomes once correlated with a man's social rank was that status increased the number of sexual partners or wives. The positive association between status level and sexual access to women has been identified for several pre-demographic transition societies, including Celts, German tribes, Macedonians, Persians, Egyptians, African tribes, Mongolians, Chinese and Indians (Betzig 1986, Scheidel 2000). Except for the Greek *polis*, and the roman *republic*, where monogamous marriage contracts was the norm also for society's leaders (although they anyway are likely to have had many out-of-wedlock-offspring), most human societies allowed and expected high ranking men to have more than one wife.

In China, the head of the Ch'i dynasty had sexual access to several thousands of women in his palace (van Gulick 1974), while among the Yoruba in Africa, landowners and warlords had multiple wives, some even hundreds (Lovejoy 1983). Even in hunting and gathering subsistence economies that once were described as un-stratified societies, a positive relation between reproductive success and individual's resources, power and influence has been observed. This includes the !Kung of the Dobe area in Botswana or the Murngim in Arnhem Land, Northern Australia (Berndt and Berndt 1964, Hill 1984, Marshall 1976).

Evidence on the prevalence of certain DNA structures revealing common ancestry may provide important information on the relation between social rank and childbearing outcomes. Zerjal et al. (2003) show that 0.5% of the current world male population

share a certain Y chromosome signature and therefore one male ancestor. This individual, who Zerjal et al. suggest is Genghis Khan, is likely to have fathered a very high number of children in Eurasia around the 12th-13th century. Xue et al. (2005) identify, also through DNA samples, another highly prolific historic male in China, possibly Giocangga, grandfather of the first emperor in the Qing-dynasty that ruled China 1644-1912. Blood drawn from men in northwest Ireland (Moore et al. 2006) reveal that 20% of the population have a joint male ancestor, possibly a 5th century chieftain called Niall of the Nine Hostages (the specific Y chromosome signature is also significantly more common among men with surnames genealogically linked to the last known relative of this chieftain's dynasty). These studies reveal that a few men (regardless of whether they actually were the historical characters suggested), had a very high number of children, which is likely to have occurred in social systems where high social rank granted sexual access to a large number of women.

Male fertility can be positively associated with hierarchy position when access to sexual partners and basic resources relate to status (Ellis 2001, Irons 1979). Boyd and Richerson (1985) argue that all traits of high status model individuals, including the relatively recent phenomenon of small family size, is preferentially imitated by others in the population, irrespective of whether these traits contribute to the models' success. When attaining status is likely to decrease long-term reproductive success, biologists may describe status-seeking as evolutionary "maladaptive" (Dieckmann and Ferrière 2004, Falster and Westoby 2003).

Historical fertility patterns in Europe were strongly influenced by low levels of extramarital childbearing combined with a late marriage age and substantial population shares that never married (Hajnal 1965). As there were social status differences in marital timing and the proportion remaining unmarried, this could provide part of the answer to why lower status groups had relatively low fertility before the onset of fertility decline (Bongaarts and Menken 1983, Knodel 1983, Knodel 1988, Wilson 1984). Knodel (1988), for instance, in a study of German villages 1700-1899, shows that wives of village leaders got married when they were 2.1 years younger than wives of non village-leaders.

3. Fertility limitation among elites

Several factors causing a reduction in fertility affected high status groups before they had a similar impact on the rest of the population. Knowledge and practice of traditional birth control methods is likely to first have been practiced by high status groups who were more exposed to different ideas and knowledge (Cleland 2001). Contraceptive use correlates with education and income also in contemporary societies (Jejeebhoy 1995, Kanazawa 2003). Infanticide may also positively correlate with status, and has been found to be more common among high-caste communities than among the rest of the population in northern India in the 1980s (Sudha and Rajan 1999).

Mortality has in several studies been found to be similar between the social classes before the demographic transition in Europe (Knodel 1983, Livi Bacci 1991, Surault 1979). Gadeyne (2006) writes: “In general, it is accepted that socio-economic mortality differences were rather limited in pre-industrial Europe“. However, the decrease in mortality that followed increased hygiene, better nutrition, less strenuous lifestyles and better medical treatment is first likely to have affected the higher social classes. As mortality declined, a general tendency emerged that status relates to life expectancy, which is still evident (Marmot 2004).

If uncertainty is high, childbearing may be perceived as a basic social insurance, as children may support parents when they become frail and dependent on transfers. Effective social security systems that provide support in old age could therefore reduce fertility preferences (Cain 1983). Social security schemes are more likely to first have been utilized by the upper social echelons. For example, evidence from medieval Germany shows that monasteries receiving gifts from wealthier individuals repaid the contributors as they grew old through the provision of old age care and support (Lyon 2006).

The fertility decline occurred as female labour force participation increased, a cultural transition took place with rising material aspirations, individualisation and changes in gender roles – which may particularly have affected fertility of high status groups (Brown and Guinnane 2002, Caldwell 1999, Lesthaeghe and Meekers 1986, Matysiak and Vignoli 2006, Sathar and Kazi 1990). The effect of religion on fertility may also play an important role, as secularisation and liberal interpretations of religion is more common among the more educated (Banu 1992, Sacerdote and Glaeser 2001), and those with weaker religious beliefs tend to have lower fertility (Schellekens and van Poppel 2006, Goujon et al. 2007).

In most pre-fertility transition settings, social mobility was limited, and inherited land and wealth meant children’s opportunities were largely predetermined by parents’ social rank (Grusky 1994). In contemporary societies, status is to a much larger extent attained through personal achievement rather than parents’ social standing. Striving to

for status in modern societies requires time; higher education attainment consuming, finding a job and climbing the career ladder, buying a car and a house, identifying a spouse and attaining financial security can take many years of reproductive life and imply postponed and reduced fertility.

Education is increasingly important to attain or maintain social status and to be competitive in marriage markets characterised by rising education levels and increased educational homogamy (Lutz et al. 2007, Smits, Ultee and Lammers 2000). Education can affect preferences for fertility timing and outcomes, raise female autonomy, increase contraceptive use and raise the opportunity costs of childbearing (Jejeebhoy 1995, Kravdal and Rindfuss 2007, Skirbekk, Kohler and Prskawetz 2004). Jain (1981) and Gustavsson (2006) argue that education can reduce fertility strongly if opportunity costs increase with schooling, which for example could be the case when labour force participation rates correlate with educational levels.

Declining fertility among high status groups can also lead to self-reinforcing effects. Lutz, Skirbekk and Testa (2006) argue that ideational/normative fertility preferences affect family size, and if actual fertility for one generation is lower, the fertility preferences of the next generation will also be lower. Moreover, particularly for upper social echelons, increasing consumption aspirations and wealthier reference groups can imply higher opportunity costs of childbearing and reduced fertility.

The perception that the number of children may be inversely related to their success – that there is a tradeoff between the children's quality and quantity – could decrease fertility preferences among those most concerned with the status attainment of their offspring (Angrist, Lavy and Schlosser 2006, Becker 1991, Black, Devereux and Salvanes 2005). Ryan-Johansson (1987) suggests that the low fertility of European rulers between 1500-1924 was caused the fear that too many children could lead to wealth dilution and a reduction in social status.

Attaining status rather than *maintaining* status can relate to especially low fertility (Baltzell 1953, Røskraft, Wara and Viken 1992, van Bavel 2006). Van Bavel studies an urban Belgian population during the demographic transition and finds that those who reduced their fertility most had the strongest increase in social status.

Also ideational change stemming from concerns about growing human pressure on the environment may influence fertility decisions. A report commissioned by the Dutch government (van de Kaa and van der Windt 1979) concluded: "We recommend the government to aim for an end to natural population growth as fast as possible". Studies arguing that one should decrease population growth in order to contribute to environmental sustainability may have affected fertility preferences particularly among the tertiary educated, as the discussion on the impact of population growth on the environment took place in university environments (Ehrlich 1968, Meadows et al. 1972).

4. Data inclusion criteria

Having explained possible reasons for the status-fertility reversal, we now turn over to the empirical evidence. I construct a dataset in order to investigate the relation between social status and fertility in all societies and periods where samples are available. To be included in this dataset, each sample must have a measure of fertility by social status (education, occupation/social class/rank in a social hierarchy, income/wealth). Data on minimum two social status groups are required for the sample to be included.

Several search procedures were used to identify studies that describe the relation between social status and fertility in quantitative terms. Relevant references from the following literature reviews were included: Castro and Juarez 1993, Cochrane 1979, Jejeebhoy 1995, Jones 1982 and Pérusse 1993. I searched for studies containing the keywords: “education” and “fertility”, “status” and fertility”, “differential fertility”, or “fertility differences” in Popline, Medline, Scopus, JSTOR and scholar.google. The following journals were manually searched: Demography, Population and Development Review, Population Studies, Journal of Biosocial Science, Studies in Family Planning and International Family Planning Perspectives. In addition, descriptive results from all countries included in Demographic and Health Surveys (DHS), Family and Fertility Survey (FFS), Reproductive Health Survey (RHS) and World Value Survey (WVS) were included. Finally, experts were consulted and reference lists in the collected studies were examined in order to identify additional data. Studies published until 2006 were taken into account.

This procedure produces a dataset of 909 samples. I exclude 30 samples where only a coefficient on the fertility effect of education is available. The final data set consists of 879 samples from 129 sources. A list of all the references used in the meta-analysis is found in the appendix, and the data is available online (<http://www.demographic-research.org/volumes/vol18/5/files/StatusFertilityDataset.xls>).

Observed correlations between social status and fertility levels are recalculated in a standardised way to produce comparable indicators. I present the information in terms of the relative fertility of the highest status group relative to the lowest status group in each sample, $[\text{Fertility}_{\text{High status}} - \text{Fertility}_{\text{Low Status}}] / \text{Fertility}_{\text{Low Status}}$ (see Figures 1-5 and Tables 1-3). I also present the total number of samples, k , and the number of positive samples, l in Tables 1-3 (joint and by region/status measure).

Several different measures of fertility are included in the database. Children Ever Born represents 782 of the samples, followed by Total Fertility Rate or Total Marital Fertility Rate (81 samples), births within a given duration (7 samples), Birth Rates (5 samples) and Live births (4 samples). 18 samples are from before year 1750, 37 samples from 1750 to 1900, 22 from the years 1901-1924, 32 from 1925-1949, 127 from 1950-1974, 192 from the 1975-1989 and 451 samples from 1990-2006. The

samples from before 1800 are predominantly European, while more recent samples come from all world regions.

If “Children Ever Born” data are available for different age groups, only those aged 40 and above are included. For the few studies where fertility data is reported for every 1- or 5-year period in a period spanning more than 20 years, fertility differences for individuals born every 20 years apart are reported. If the same sample using the same status measure is considered in more than one study, only one sample is used.

Status in our dataset is predominantly own adult status (769 samples), followed by husband’s status (102 samples) and in a few samples parents’ status (13 samples). Hence, the status measure usually refers to adult status and not to status given by birth. The most common status measure is education (528 samples), income/wealth (243 samples) followed by occupation/social class (108 samples).

I divide the sample in two world regions: Europe and North America (where the fertility reduction, and therefore possibly changes in the status-fertility relation, took place at an earlier period) and Asia, Africa, Latin-America and the Middle-East. There are 497 samples from North America and Europe and 382 samples from Asia, Africa, Latin-America and the Middle-East.

Number of status categories differed from 2 to 14 categories; 619 samples had 2-3 categories, 208 had 4-5 categories, 38 had 6-7 categories and only 19 samples had 8 or more categories. I report the highest and lowest status category for all samples. For the studies with 3 or more categories, I also report the middle category, and if there is an even number of categories, e.g. 4 or 8 categories, I define the middle group as upper middle, e.g. 3rd or 5th categories, respectively.

Sample size is not available for 164 of the 879 samples. For where sample size information is available, 335 of the samples are below 500 individuals (71 of which are between 29 and 100), 73 samples consist of 501-2 000 individuals, 237 samples range from 2 001-10 000 individuals and 70 samples have more than 10 000 individuals. Until year 1800 sample size ranges from 101 to 10 923 individuals, and sources tend to be genealogies, parish registers, tax records and other official registers. Samples from recent years are frequently compiled from surveys and population censuses.

5. Findings and conclusion

Figure 1 shows the relation between fertility and all status measures for all countries over time. The vertical axis shows the relative percentage fertility gain for high status group relative to low status groups, $[\text{Fertility}_{\text{High status}} - \text{Fertility}_{\text{Low Status}}] / \text{Fertility}_{\text{Low Status}}$, which means that a value of “50” implies that the high status groups had 50% higher fertility than the low status group.

The fitted quadratic curve in Figure 1 reveals a shift from a positive to a negative status-fertility relation from the 13th to the 21st century. The negative effects in recent periods are, however, of considerably smaller magnitude than the positive effects before the fertility decline. Hence I find support for Haines' (1992, p. 224) argument that: "fertility decline was 'led' by the middle and upper classes. Social elites apparently did act as leaders in modifying this most basic of activities – human reproduction. The evidence can therefore be said to support a "leader-follower" model of fertility change (Bongaarts 2003, Cochrane 1979, Jejeebhoy 1995)."

Figure 1: Percentage fertility difference, high relative to low status individuals by period. All countries. All Measures. R^2 (adj.) for the fitted curve=0.09

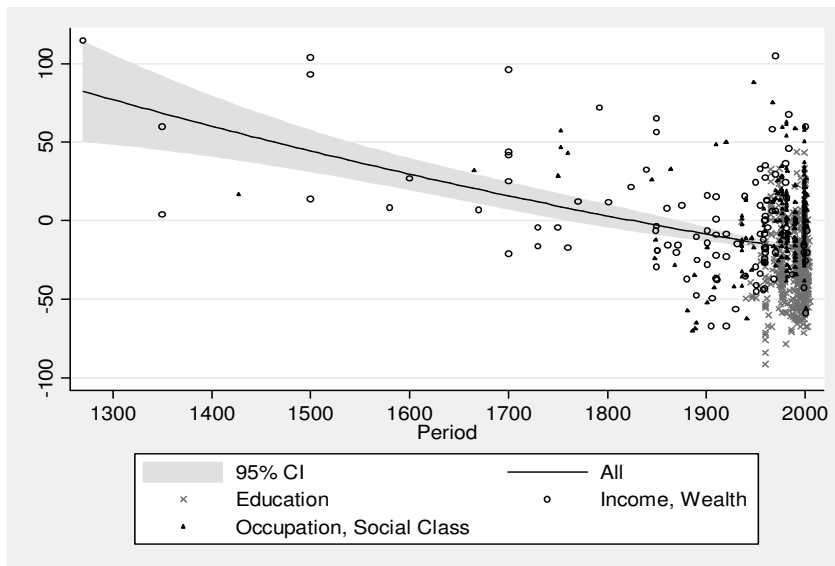
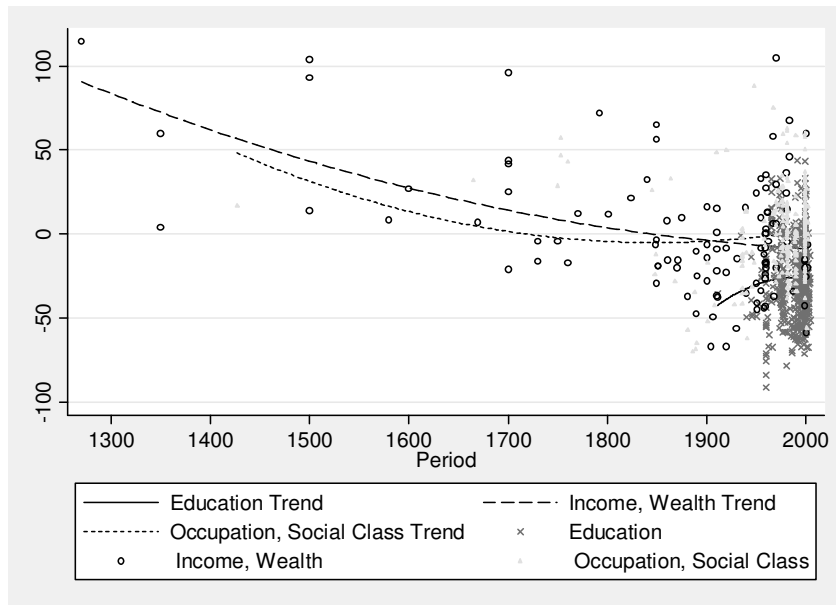


Figure 2 shows the separate trends describing how different status measures (occupation/social class, income/wealth and education) relate to fertility from 1270-2006. Over this period, those with high occupation/social class switch from having more children to have slightly fewer children than those with low status. High income/wealth switches from having a positive to a neutral fertility effect, while the fertility effect of education is negative for as long as this relation has been measured³. The current negative relation between overall status and fertility shown in Figure 1 is due to the fact that education is the most frequent status measure, and that income/wealth and occupation/social class have a neutral or slight negative fertility effect.

Figure 2: Percentage difference in fertility for high relative to low status individuals by Period. All countries. By Status Measure. R^2 (adj.) for the Income Trend=0.01. R^2 (adj.) for the Occupation, Social Class Trend=0.19. R^2 (adj.) for the Education Trend=0.00



³ Samples describing how education relates to fertility first appear early in the 20th century. From around 1950 education is the most common measure of fertility.

Fertility differentials over time for Asia, Africa, Latin-America and the Middle East is shown in Figure 3, while data for Europe and North-America is shown in Figure 4. Fertility differentials by status measure, period and world region are presented in detail in Table 1. For the whole world before 1750 a positive fertility-status relation is found in most (15 out of 18) samples, while from 1750-1900 less than half (15 out of 37) of the samples are positive, and in 1900-2006 less than a quarter (201 of 824 samples) are positive. For Europe and North America, high status groups have more children until 1750, but less from 1750 and thereafter, and for Asia, Africa, Latin-America and the Middle East, a negative effect is found only from the 20th century, suggesting a much later fertility-status reversal (most likely due to the later fertility transition in these world regions). An important fact to be kept in mind while interpreting the regional findings is that Asia, Africa, Latin-America and the Middle East may be more culturally and economically heterogeneous as compared to Europe and North America.

Figure 3: Percentage difference in fertility for high relative to low status individuals by period. Asia, Africa, Latin-America and the Middle-East, All Status Measures. All periods. R2 (adj.) for the fitted curve=0.11

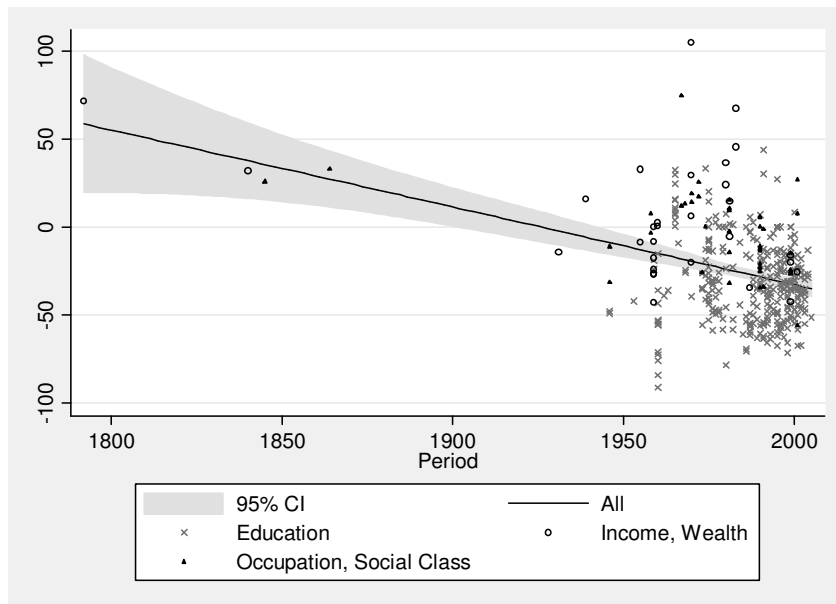


Figure 4: Percentage difference in fertility for high relative to low status individuals by period. Europe and North America. All Status Measures. R^2 (adj.) for the fitted curve=0.10

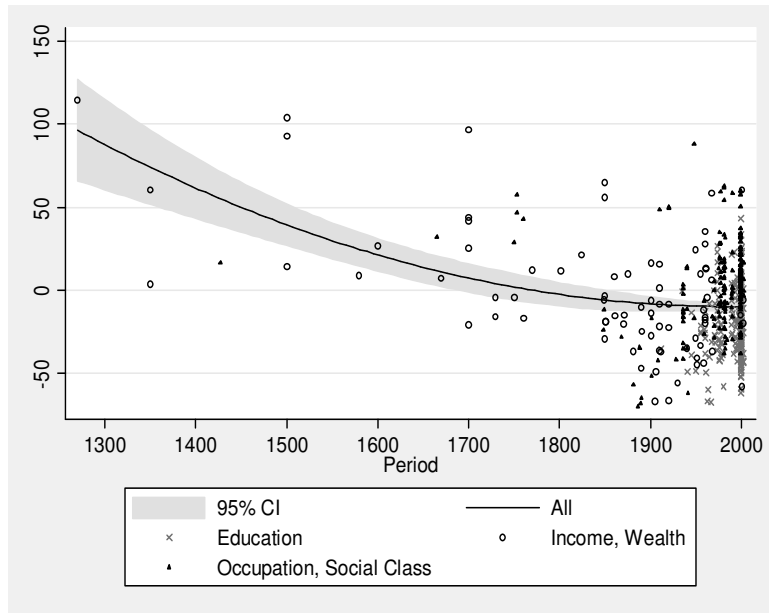


Table 1: Status and fertility for highest relative to lowest status group across world regions over time

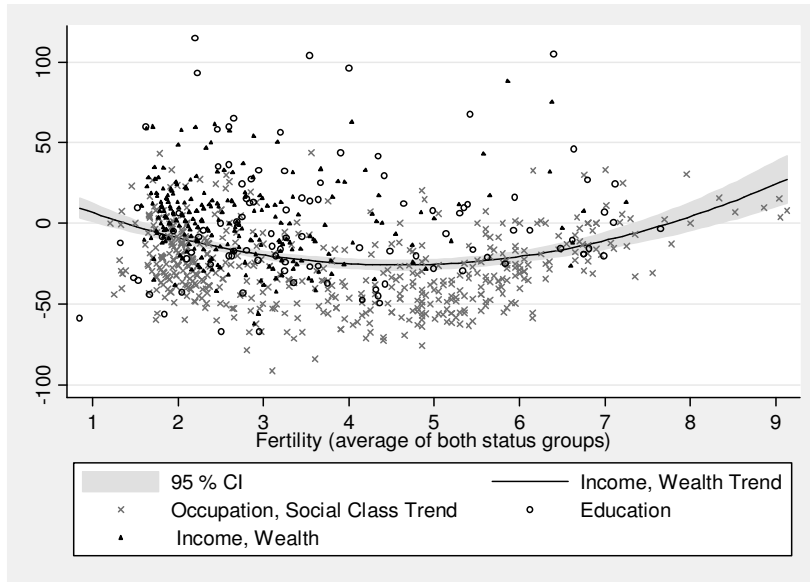
			Before 1750	1750- 1899	1900- 1924	1925- 1949	1950- 1974	1975- 1989	1990- 2006	All periods
All Status groups	All countries	<i>d</i>	35.8	-2.9	-15.1	-1.8	-14.4	-15.4	-19.1	-15.7
		<i>k</i>	18	37	22	32	127	192	451	879
		<i>l</i>	15	15	6	6	41	51	97	231
	Europe and North America	<i>d</i>	35.8	-8.2	-15.1	-17.0	-15.5	-5.2	-9.0	-8.1
		<i>k</i>	18	33	22	26	58	93	248	497
		<i>l</i>	15	11	6	5	14	33	87	171
	Asia, Africa, Middle East, Latin-America	<i>d</i>		40.7		-22.9	-13.4	-25.0	-31.3	-25.6
		<i>k</i>		4		6	69	99	203	382
		<i>l</i>		4		1	27	18	10	60
Income/wealth	All countries	<i>d</i>	24.3	-8.9	6.1	-13.2	2.4	1.9	2.7	0.5
		<i>k</i>	2	14	6	22	19	73	107	243
		<i>l</i>	2	6	3	5	10	34	62	122
	Europe and North America	<i>d</i>	24.3	-45.0	6.1	-12.4	-13.9	2.3	6.7	1.3
		<i>k</i>	2	12	6	20	8	67	87	202
		<i>l</i>	2	4	3	5	1	31	57	103
	Asia, Africa, Middle East, Latin-America	<i>d</i>		29.5		-21.0	14.2	-2.1	-14.9	-3.4
		<i>k</i>		2		2	11	6	20	41
		<i>l</i>		2			9	3	5	19
Occupation/ social class	All countries	<i>d</i>	49.1	32.0	-22.3	-22.4	-3.3	21.4	-15.9	0.8
		<i>k</i>	16	23	15	4	34	7	9	108
		<i>l</i>	13	9	3	1	14	5	1	46
	Europe and North America	<i>d</i>	30.9	-4.2	-22.3	-45.6	-6.0		-7.9	-0.9
		<i>k</i>	16	21	15	2	19		5	78
		<i>l</i>	13	7	3		8		1	32
	Asia, Africa, Middle East, Latin-America	<i>d</i>		51.9		0.7	0.2	21.4	-25.9	5.1
		<i>k</i>		2		2	15	7	4	30
		<i>l</i>		2		1	6	5		14
Education	All countries	<i>d</i>			-35.7	-33.3	-23.8	-29.0	-26.1	-26.5
		<i>k</i>			1	6	74	112	335	528
		<i>l</i>			0	0	17	12	34	63
	Europe and North America	<i>d</i>			-35.7	-25.8	-21.8	-24.6	-17.8	-19.4
		<i>k</i>			1	4	31	25	156	217
		<i>l</i>					5	2	29	36
	Asia, Africa, Middle East, Latin-America	<i>d</i>				-48.4	-25.2	-30.4	-33.3	-31.5
		<i>k</i>				2	43	87	179	311
		<i>l</i>					12	10	5	27

Note: The variable *d* is the relative fertility of the high status group, $(\text{Fertility}_{\text{High status}} - \text{Fertility}_{\text{Low Status}}) / \text{Fertility}_{\text{Low Status}}$, *k* indicates the number of samples, and *l* refers to the number of samples where $d > 0$

Education becomes a common status indicator early in the 20th century and bypasses income/wealth in the 1950-1974 period as the most common measure of status, as shown in Table 1. The relation between education and average fertility is always negative, and depresses fertility by 26.5% on average for all periods. Separate analysis of men and women indicate that the fertility depressing effect of schooling is considerably stronger for women than for men for all periods. For example, in the period 1990-2006 for the whole world, highly educated women have 29.9% fewer children than women with low education, while highly educated men have 11.6% fewer children than low educated women. The stronger fertility impact of female education is found both in Europe and North America as well as Asia, Africa, Middle East and Latin America.

Figure 5 shows how status differences in fertility differ when average fertility is at the horizontal axis (all periods and all countries). Presenting the findings according to average fertility reveals how status differences relate to the fertility decline – as the demographic transition was initiated at different periods in different countries. Differences in fertility levels are narrow at the highest average fertility levels, but as fertility levels decline, elites are the first to reduce their fertility, producing a negative status-fertility relation. When fertility is close to replacement levels, the fertility differences between high and low status groups are again small (although variation is high and education is still negatively related to fertility).

Figure 5: Percentage difference in fertility for high relative to low status individuals by average fertility of status groups. All countries. All Status Measures. R^2 (adj.) for the fitted curve=0.07



Figures 1-5 reveal large variation in the status-fertility relation at each period and fertility level – also when disaggregating by world region or status-measure. The quadratic functions only explain a small part of the variation; R -squared (adjusted) values range from 0.00 to 0.19. However, the current study focuses on presenting new data describing broad fertility-status trends over time and demographic development, and not variation between societies. Among the factors that are likely to have a strong effect on childbearing differentials in different societies are social inequalities in female labour force participation, mortality, childbearing norms and contraceptive practice. Further research on this topic is needed.

Inferring from the evidence on declining fertility differentials, the question arises as of whether status differentials will converge. Of particular interest is to which extent education will continue to negatively affect fertility in the coming years. For Norwegians born 1935-58, cohort fertility for women with advanced tertiary degrees fell from 2.1 to 1.9 children while for those with primary school, it fell from 2.5 to 2.1, narrowing the education-fertility gap from 0.4 to 0.2 children. However, during the last

few recent decades in Belgium, Sweden, Germany and Japan, the fertility gap between high and low educated has not converged (Björklund 2006, Retherford et al. 2004). Moreover, in the US 1960-1990 the gap between college and non-college educated women widened from 0.3 to 0.5 children as TFR fell from 3.7 to 2.1 children (Statistical abstract of the United States 2001, Yang and Morgan 2003). On the basis of data from 57 less developed countries, Bongaarts and Menken (1983) suggests that even where fertility approaches replacement levels, the tertiary educated will continue to have low fertility as the more educated still prefer smaller families.

Jejeebhoy (1995) and Essock-Vitale (1984) put forward evidence suggesting that the status-fertility relation need not be linear, as increased status may first increase fertility and thereafter decrease it. Moreover, as the “high” and the “low” can in different samples represent different proportions of the population, which could relate to different degrees of selection, I also consider the middle status group. I therefore look at the fertility differences between those with low and middle status (Table 2) and between those with middle and high status (Table 3). These tables show that in general increasing status from low to medium status and from medium to high status implies higher fertility until the mid 18th century, and lower fertility for later periods. From 1750-2006, occupation/social class tend to be negatively related to fertility (positive in only 12 out of 49 samples from both low to middle and middle to high status) while the income/wealth-fertility relation is more ambiguous (94 of 226 samples from low to middle and 108 of 226 samples from middle to high status are positive). Fertility drops in most cases from lowest to middle education levels (only 104 out of 506 samples have a positive relation) and the negative relation is even more common when one compares middle education with highest education levels (where 64 out of 506 samples have a positive relation).

Table 2: Status and fertility for middle relative to lowest status group across world regions over time

			Before 1750	1750- 1899	1900- 1924	1925- 1949	1950- 1974	1975- 1989	1990- 2006	All periods
All Status groups	All countries	d	20.3	-6.3	-3.5	-8.3	-5.8	-5.1	-7.8	-6.5
		k	10	21	17	30	91	176	446	791
		l	7	5	6	9	29	63	112	231
Income/wealth	All countries	d	-14.7	-12.4	10.7	-2.8	-2.6	-2.0	2.2	-0.4
		k	1	9	4	20	15	71	107	227
		l		3	3	8	5	33	56	108
Occupation/ social class	All countries	d	24.3	-1.8	-7.1	-10.6	4.3	1.2	-12.6	0.0
		k	9	12	12	4	10	2	9	58
		l	7	2	3	1	4	1	1	19
Education	All countries	d			-17.1	-25.1	-8.0	-7.4	-10.9	-10.0
		k			1	6	66	103	330	506
		l					20	29	55	104

Note: The variable *d* is the relative fertility of the high status group, $[Fertility_{Middle\ status} - Fertility_{Low\ Status}] / Fertility_{Low\ Status}$, *k* indicates the number of samples, and *l* refers to the number of samples where $d > 0$

Table 3: Fertility for high status group relative to middle status group across world regions over time

			Before 1750	1750- 1899	1900- 1924	1925- 1949	1950- 1974	1975- 1989	1990- 2006	All periods
All Status groups	All countries	d	14.2	-12.5	-8.3	-11.8	-12.9	-13.6	-12.6	-12.2
		k	10	21	17	30	91	176	446	791
		l	8	7	5	6	21	42	89	178
Income/wealth	All countries	d	36.8	-22.8	11.9	-11.2	-3.0	3.7	1.3	0.1
		k	1	9	4	20	15	71	107	227
		l	1	2	3	3	5	35	46	95
Occupation/ social class	All countries	d	11.7	-4.7	-13.9	-15.7	-12.0	-20.1	-5.6	-6.7
		k	9	12	12	4	10	2	9	58
		l	7	5	2	1	1		3	19
Education	All countries	d			-22.4	-11.2	-15.3	-25.3	-17.3	-18.6
		k			1	6	66	103	330	506
		l				2	15	7	40	64

Note: The variable *d* is the relative fertility of the high status group, $[Fertility_{High\ status} - Fertility_{Middle\ Status}] / Fertility_{Middle\ Status}$, *k* indicates the number of samples, and *l* refers to the number of samples where $d > 0$

In sum, I find that before the fertility decline high status was associated with relatively high fertility, but thereafter had a neutral or negative fertility effect. The switch towards a more negative status-fertility relation is found to be more pronounced for Asia, Africa, Latin-America and the Middle-East than for Europe and North America. Contemporary fertility differences by status are, however, much smaller than historical ones as there has been a partial convergence in fertility levels. Individuals with high occupation/social class have slightly lower fertility, while those with high income/wealth have about the same fertility as those less well off. Education has become an increasingly important determinant of status during the 20th century. Since the education-fertility relation is more negative, this implies that the overall status-fertility relation is more negative.

6. Acknowledgements

I appreciate support and suggestions from Bilal Barakat, Francesco Billari, Anders Björklund, Marilyn Brandl, Daniel Chen, Ulf Dieckmann, Dalkhat Ediev, Daniel Falster, James Heckman, Aviott John, Hans Peter Kohler, Ron Lesthaeghe, Nico Keilman, Øystein Kravdal, Wolfgang Lutz, Laura McNamara, Etienne van de Walle, Frans van Poppel, Walter Scheidel, Marcin Stonawski, Erich Striessing, Uwe Sunde, Chris Wilson, Maria Winkler-Dworak, as well as participants in Social Science History Association and the European Association for Population Studies conferences. Part of this work was done while the author stayed at the Centre for Advanced Study. The support from the centre is greatly appreciated.

References

- Angrist, J., V. Lavy, and A. Schlosser. 2006. "New Evidence on the Causal Link between the Quantity and Quality of Children." IZA Discussion Paper No. 2075 (April 2006). Bonn: Institute for the Study of Labour. <http://ftp.iza.org/dp2075.pdf>
- Baltzell, E. D. 1953 "Social mobility and fertility within an elite group." *Milbank Mem Fund Q.* 1953 Oct;31(4):411-20.
- Banu, U. A. B. Razia Akter. 1992. *Islam in Bangladesh*. Leiden: E. J. Brill.
- Bardet, J-P. 1983. *Rouen au XVIIe et XVIIIe siecles. Les mutations d'un espace social* [Rouen in the XVIIth and XVIIIth Centuries. Changes of a social environment.]. Paris: Societe D'Edition D'Enseignement Superieur.
- Becker, G. 1991. *A Treatise on the Family*. Cambridge, MA: Harvard University Press.
- Berndt, R. M. and C. H. Berndt 1964. *The World of the First Australians* London: Angus and Robertson.
- Betzig, L. 1986. *Despotism and Differential Reproduction: A Darwinian View of History*. Aldine: Hawthorne.
- Björklund, A. 2006. "Does family policy affect fertility? Lessons from Sweden", *Journal of Population Economics* 19(1): 3-24.
- Black, S., P. Devereux, and K. Salvanes. 2005. "The more the merrier? The effect of family composition on children's education", *Quarterly Journal of Economics* May, 120(2): 669-700.
- Bongaarts, J. and J. Menken. 1983. The supply of children, in R. Bulatao and R. D. Lee (eds.), *Determinants of Fertility in Developing Countries: A Summary of Knowledge*, Volume 1. New York: National Academy Press, pp. 27-60.
- Bongaarts, J., 2003. 'Completing the fertility transition in the developing world: The role of educational differences and fertility preferences'. Population Council, Policy Research Working Paper, No. 177.
- Boyd, R. and P. Richerson. 1985. *Culture and the Evolutionary Process*. Chicago: University of Chicago Press
- Brown, J. and T. Guinnane. 2002. "Fertility transition in a rural, Catholic population: Bavaria, 1880-1910", *Population Studies*, 56 (1): 35-50.

- Cain, M. 1983. "Fertility as an adjustment to risk", *Population and Development Review* 9(4): 688-702.
- Caldwell, J. 1999. "The delayed western fertility decline: An examination of English-speaking countries", *Population and Development Review* 25(3): 479-513.
- Coale, A. J. and S. C. Watkins. 1986. *The Decline of Fertility in Europe*. Princeton, N.J.: Princeton University Press.
- Castro-Martin, T. and F. Juarez. 1993. "Women's education and fertility in Latin America: Exploring the significance of education for women's lives", Paper presented at the International Population Conference (International Union for the Scientific Study of Population), Montreal, 24 Aug.-1 Sept. 1993.
- Cochrane, S. 1979. *Fertility and Education. What do We Really Know?* Baltimore: Johns Hopkins University Press.
- Cleland, J. 2001. Potatoes and pills: An overview of innovation-diffusion contributions to explanations of fertility decline, in J. Casterline (ed.), *Diffusion Processes and Fertility Transition: Selected Perspectives*. Washington, D. C.: National Research Council, pp. 39-65.
- Dieckmann U. and R. Ferrière 2004. Adaptive dynamics and evolving biodiversity. In: *Evolutionary Conservation Biology*, eds. Ferrière R, Dieckmann U & Couvet D, pp. 188-224. Cambridge University Press
- Ehrlich, P. 1968. *The Population Bomb*. New York: Ballantine Books.
- Ellis, L., 2001. "The Biosocial Female Choice Theory of Social Stratification" *Social Biology*, 48 (3-4): 298-320.
- Essock-Vitale, S. M. 1984. "The reproductive success of wealthy Americans", *Ethology and Sociobiology* 5: 45-49.
- Falster, D. and M Westoby (2003) "Plant height and evolutionary games." *Trends in Ecology and Evolution* 18:337-343
- Fieder, M., S. Huber, F. Bookstein, K. Iber, K. Schäfer, G. Winckler, and B. Wallner. 2005. "Status and reproduction in humans. New evidence for the validity of evolutionary explanations on basis of a university sample", *Ethology* 111: 940-950.
- FFS. 2006. *Family and Fertility Surveys*. Geneva: UNECE Population Activities Unit. http://www.unece.org/pau/ffs/f_h_151b.htm

- Gadeyne, S. 2006. The ultimate inequality. Socio-economic differences in all-cause and cause-specific mortality in Belgium in the first half of the 1990s, *NIDI/CBGS-publicaties*, vol. 39
- Goujon, A., V. Skirbekk, K. Fliegenschnee and P. Strzelecki. 2007. "New Times, Old Beliefs: Projecting the Future Size of Religions in Austria." *Vienna Yearbook of Population Research*. Vienna : Vienna Institute of Demography:237-270.
- Grusky, D.1994. *Social Stratification. Class, Race and Gender in sociological perspective*. Boulder, CO: Westview Press
- Gustavsson, S. 2006. (ed.) *Education and Postponement of Maternity* Kluwer. Holland
- Haines MR. 1992. The European experience of declining fertility, 1850-1970. The quiet revolution, edited by John R. Gillis, Louise A. Tilly and David Levine. Cambridge, Massachusetts, Blackwell (Studies in Social Discontinuity) :193-226.
- Hajnal, H. J. 1965. "European marriage patterns in perspective", in D. Glass and D E. C. Eversley (eds.) *Population in History*, Edward Arnold, London: 101-143.
- Hill, J. (1984) 'Prestige and reproductive success in man', *Ethology and Sociobiology* 5: 77-95
- Hull, T. and V. Hull. 1977. "The relation of economic class and fertility: An analysis of some Indonesian data", *Population Studies* 31(1): 43-57.
- Irons, W. 1979. Cultural and biological success, in N. A. Chagnon and W. Irons (eds.), *Evolutionary Biology and Human Social Behavior: An Anthropological Perspective*. North Scituate, MA: Duxbury Press, pp. 247-272
- Jain, A. 1981. "The Effect of Female Education on Fertility: A Simple Explanation", *Demography*, Nov. 18 (4): 577-595.
- Jejeebhoy, S. 1995. *Women's Education, Autonomy and Reproductive Behaviour: Experience from Developing Countries*. Oxford: Clarendon Press.
- Jones, E. 1982. "Socio-economic differentials in achieved fertility", *World Fertility Survey Comparative Studies* 21. Voorburg, Netherlands: International Statistical Institute.
- Kanazawa, S. 2003. "Can Evolutionary Psychology Explain Reproductive Behavior in the United States?" *Sociological Quarterly* 44, 2: 291-301

- Knodel, J. 1983. "Natural fertility: Age patterns, levels and trends", in R. Bulatao and R. D. Lee (eds.), *Determinants of Fertility in Developing Countries: A Summary of Knowledge*, Volume 1. New York: National Academy Press, pp. 61-102.
- Knodel, J. 1988. *Demographic Behavior in the Past. A Study of Fourteen German Village Populations in the Eighteenth and Nineteenth Centuries*. Cambridge: Cambridge University Press.
- Kravdal, Ø., R. R. Rindfuss. 2007 "Changing relationships between education and fertility – a study of women and men born 1940-64." Mimeo, Economics Dept. Univ of Oslo.
- Lesthaeghe, R. and D. Meekers. 1986. "Value change and the dimension of familism in the European Community", *European Journal of Population* 2: 225-268.
- Livi Bacci, M. 1977. *A History of Italian Fertility During the Last Two Centuries*. Princeton, NJ: Princeton University Press.
- Livi Bacci, M. 1991. *Population and Nutrition*. Cambridge: Cambridge University Press
- Lovejoy, P. E. 1983. *Transformations in Slavery: A History of Slavery in Africa*. Cambridge: Cambridge University Press.
- Lutz, W., A. Goujon, S. K.C. and W. Sanderson. 2007. Reconstruction of population by age, sex and level of educational attainment of 120 countries for 1970-2000. *Vienna Yearbook of Population Research*: 193-235
- Lutz, W., V. Skirbekk and M.-R. Testa 2006. "The Low Fertility Trap Hypothesis" *Vienna yearbook of population research*. Vienna : Vienna Institute of Demography. Vienna Institute of Demography
- Lyon, J. R. 2006. *The Retirement of Aged Noblemen into their Monastic Foundations: Interpreting the Sources from High Medieval Germany*. Medieval Studies Workshop. October 2006. cas.uchicago.edu/workshops/medieval/Precirculated%20papers/Jonathan%20Lyon.pdf
- Marshall, L. 1976 *The !Kung of Nyae Nyae*, Cambridge, Mass.: Harvard University Press
- Marmot, M. 2004. *Status Syndrome. How Your Social Standing Directly Affects Your Health and Life Expectancy*. London: Bloomsbury Publishing.
- Matysiak, A. and D. Vignoli. 2006. "Fertility and women's employment: a meta-analysis." MPIDR WP 2006-048, www.demogr.mpg.de/papers/working/wp-2006-048.pdf

- Meadows, D. H., D. L. Meadows, J. Randers, and W. W. Behrens III. 1972. *The Limits to Growth. A Report to the Club of Rome's Project on the Predicament of Mankind*. New York: Universe Books.
- Moore, L. T., B. McEvoy, E. Cape, K. Simms and D. G. Bradley 2006 "A Y-Chromosome Signature of Hegemony in Gaelic Ireland" *American Journal of Human Genetics*, 78:334-338
- Pérusse, D. 1993. "Cultural and reproductive success in industrial societies: Testing the relationship at the proximate and ultimate levels", *Behavioral and Brain Sciences* 16: 267-322.
- Razi, Z. V. I. 1980. *Life, Marriage and Death in a Medieval Parish: Economy, Society and Demography in Halesowen, 1270-1400*. Cambridge: Cambridge University Press.
- Retherford, Robert D., Naohiro Ogawa, Rikiya Matsukura, and Hajime Ihara. (2004). Trends in fertility by education in Japan: 1966–2000. Tokyo: Nihon University Population Research Institute. Honolulu: East-West Center. Tokyo: Statistical Research and Training Institute, Ministry of Public Management, Home Affairs, Posts and Telecommunications.
- Ryan-Johansson, S. 1987. "Status anxiety and demographic contraction of privileged populations." *Population and Development Review* 13(3): 441-470.
- Røskraft, E., A. Wara, and A. Viken. 1992. "Reproductive success in relation to resource-access and parental age in a small Norwegian farming parish during the period 1700-1900", *Ethology and Sociobiology* 13: 443-461.
- Sacerdote, B. and E. Glaeser. 2001. "Education and Religion." Discussion Paper No. 1913. Cambridge, MA: Harvard Institute of Economic Research.
- Sathar, Z. A. and S. Kazi. 1990. "Women, work and reproduction in Karachi", *International Family Planning Perspectives* 16(2): 66-99, 80.
- Scheidel, W. 2000. *Ancient Empires and Sexual Exploitation: A Darwinian Perspective*. Stanford, CA: Stanford University, mimeo.
- Schellekens, J. and F. van Poppel (2006), "Religious differentials in marital fertility in The Hague (Netherlands) 1860-1909." *Population Studies* 60 (1): 23-28.
- Skirbekk, V., H.-P. Kohler, and A. Prskawetz. 2004. "Birth month, school graduation and the timing of births and marriages," *Demography* 41(3): 547–568.

- Smits, J., W. Ultee, and J. Lammers. 2000. "More or less educational homogamy? A test of different versions of modernization theory using cross-temporal evidence for 60 countries", *American Sociological Review* 65: 781-788.
- Sogner, S., H. B. Randsborg and E. Fure. 1984. *Fra Stua Full til Tobarnskull* [From High Fertility to the Two Child Family]. Oslo: Universitetsforlaget.
- Statistical Abstract of the United States (2001). Washington, DC: US Census Bureau
- Stys, W. 1957. "Influence of economic conditions on the fertility of peasant woman", *Population Studies* 11: 136-148.
- Surault, P. 1979. *L'Inégalité devant la mort* [Inequality before death], Paris: Economica.
- Sudha, S. and S. I. Rajan. 1999. "Female demographic disadvantage in India 1981-1991: Sex selective abortions and female infanticide", *Development and Change* 30(3): 585-618.
- Van Bavel, J. 2006. "The Effect of Fertility Limitation on Intergenerational Social Mobility: The Quality-Quantity Trade Off During the Demographic Transition." *J Biosoc Sci* 38 (4): 553-569.
- Van de Kaa, D. and K. Van der Windt. 1979. *Minder Mensn, Meer Welzijn* [Fewer people, More Welfare]. Utrecht: Het Spektrum B. V.
- Van Gulick, R. H. 1974. *Sexual Life in Ancient China: A Preliminary Survey of Chinese Sex and Society from ca. 1550 B. C. till 1644 A. D.* Leiden: Brill.
- Wilson, C. 1984. Natural fertility in pre-industrial England, *Population Studies* 38: 225-240.
- Wrong, D. 1958. "Trends in Class Fertility" *Canadian Journal of Economics and Political Science*, 24 (2), 216-229
- Xue Y., T. Zerjal, W. Bao, S. Zhu, Si-Keun Lim, Q. Shu, J. Xu, R. Du, S. Fu, P. Li, H. Yang, and C. Tyler-Smith 2005. "Recent Spread of a Y-Chromosomal Lineage in Northern China and Mongolia", *American Journal of Human Genetics*, 77: 1112-1116.
- Yang, Y. and P. Morgan. 2003. How big are educational and racial differentials in the US? *Social Biology* 50(3-4): 167-187.
- Zerjal, T., Y. Xue, G. Bertorelle, R. Spencer Wells, W. Bao, S. Zhu, R. Qamar, Q. Ayub, A. Mohyuddin, S. Fu, P. Li, N. Yuldasheva, R. Ruzibakiev, J. Xu, Q. Shu, R. Du, H. Yang, M. E. Hurles, E. Robinson, T. Gerelsaikhhan, B. Dashnyam, S.

Qasim Mehdi, and C. Tyler-Smith 2003. "The Genetic Legacy of the Mongols",
American Journal of Human Genetics; 72:717-721.

Appendix: Reference list for the Meta-Analysis

- Abou-Gamrah, H. 1982. Fertility levels and differentials by mother's education in some countries of the ECWA region, in *Determinants of Fertility in Some African and Asian Countries*, Research Monograph Series No. 10. Cairo: Cairo Demographic Centre: 191-211.
- Abu-Lughod J. 1965. The emergence of differential fertility in urban Egypt, *Milbank Memorial Fund Quarterly* 43(2, Pt. 1): 235-253.
- Aghajanian, A. 1979. The relationship of income and consumption of modern goods to fertility: A study of working class families in Iran. *Journal of Biosocial Science* 11: 219-226.
- Ahmad, S. 1985. Factors affecting fertility in four Muslim populations, *Journal of Biosocial Science* 17: 305-316.
- Ainsworth, M., K. Beegle, and A. Nyamete. 1996. The impact of women's schooling on fertility and contraceptive use: A study of fourteen sub-Saharan African countries, *World Bank* 10(1): 85-122.
- Anker, R. 1977. *The Effect of Group Level Variables on Fertility in a Rural Indian Sample*. Journal of Development Studies, 14 (1): 63-76
- Alter, G. 1988. *Family and the Female Life Course. The Women of Verviers, Belgium, 1849-1880*. Madison: University of Wisconsin Press.
- Anker, R. 1985. Problems of interpretation and specification in analysing fertility differentials: Illustrated with Kenyan survey data, in G. M. Farooq and G. B. Simmons (eds.), *Fertility in Developing Countries: An Economic Perspective on Research and Policy Issues*. Geneva: International Labour Office, pp. 277-311
- Antonov, A. I., V. M. Medkov, and V. N. Arkhangelsky. 2002. *Demographic processes in Russia in XXI century*. Moscow: Graal Publishers.
- Bardet, J-P. 1983. Rouen au XVIIe et XVIIIe siecles. Les mutations d'un espace social [Rouen in the XVIIth and XVIIIth Centuries. Changes of a social environment.]. Paris: Societe D'Edition D'Enseignement Superieur.
- Barkow, J. 1977. Conformity to Ethos and Reproductive Success in Two Hausa Communities. An Empirical Evaluation. *Ethos* 5(4): 409-425.
- Ben-Porath, Y. 1973. Economic analysis of fertility in Israel: Point and counterpoint, *Journal of Political Economy* 81(2): 202-233.

- Berent, J. 1970. Fertility decline in Eastern Europe and Soviet Union, *Population Studies* 24(2): 247-292.
- Björklund, A. 2006. Does family policy affect fertility? Lessons from Sweden, *Journal of Population Economics* 19(1): 3-24.
- Boone, J. L. 1986. Parental investment and elite family structures in preindustrial states: A case study of late medieval-early modern Portuguese genealogies, *American Anthropologist* New Series 88(4): 859-878.
- Borooah, V. K. 2004. The politics of demography: A study of inter-community fertility differences in India, *European Journal of Political Economy* 2004: 1-28.
- Bureau de la Statistique Generale. 1912. Statistique des Families en 1906 [Family statistics for 1906], in *Imprimerie Nationale*. Paris: Bureau de la Statistique, p. 115.
- Cain, M. 1985. Fertility as an adjustment to risk, *Population and Development Review* 9(4): 688-702.
- Caldwell, B. 1996. Female education, autonomy and fertility in Sri Lanka, in R. Jeffery and A. M. Basu (eds.), *Girls' Schooling, Women's Autonomy and Fertility Change in South Asia*. New Delhi: Sage, pp. 288-321.
- Casimir, M. J. and A. Rao. 1995. Prestige, possessions, and progeny: Cultural goals and reproductive success among the Bakkarwal, *Human Nature* 6: 241-272.
- Casterline, J. 1984. Fertility differentials, in A. Iqbal and B. Dinesen (eds.), *Fertility in Pakistan: A Review of Findings from the Pakistan Fertility Survey*. Voorburg: Netherlands Statistical Institute, pp. 81-111.
- CELADE (United Nations Regional Center for Demographic Training and Research in Latin America) and CFSC (Community and Family Study Center). 1972. *Fertility and Family Planning in Metropolitan Latin America*. Chicago: University of Chicago Press.
- Chagnon, N. A. 1979. Is reproductive success equal in egalitarian societies?, in N. A. Chagnon and W. Irons (eds.), *Evolutionary Biology and Human Social Behavior: An Anthropological Perspective*. North Scituate, MA: Duxbury Press, pp. 374-401.
- Charbonneau, H. 1970. Tourouvre-au-Perche aux XVIIe et XVIIIe Siecles. [Tourouvre-au-Perche in the XVIIth and XVIIIth Centuries], *Travaux et Documents*, no. 55.

- Chaudhury, R. H. 1984. The influence of female education, labour force participation and age at marriage on fertility behaviour in Bangladesh, *Social Biology* 31(1-2): 59-74.
- Chieh-Johnson, D., A. R. Cross, A. A. Way, and J. M. Sullivan. 1988. *Liberia Demographic and Health Survey 1986*. Columbia, MD: Westinghouse.
- Cho, Lee-Jay. 1968. Income and differentials in current fertility, *Demography* 5(1): 198-211.
- Combs, J. W. and K. Davis. 1951. Differential fertility in Puerto Rico, *Population Studies* 5(2): 104-116.
- Davis, K. 1951. The population of India and Pakistan. Princeton, NJ: Princeton University Press.
- Delvecchio, M., G. Farr, and B. Good. 1980. Social status and fertility: A study of a town and three villages in northwestern Iran, *Population Studies* 34(2): 311-319.
- DHS. 2006. *ORC Macro, 2006. MEASURE DHS STATcompiler*. <http://www.measuredhs.com>, accessed March 31 2006.
- Driver, E. 1963. *Differential Fertility in Central India*. Princeton, NJ: Princeton University Press.
- Dyrvik, Ståle. 1988. Economie ou culture? L'introduction de la prevention des naissances dans la ville de Stavanger, Norvege, 1900-1935 [Economy or culture? The introduction of birth control in the town of Stavanger, Norway, 1900-1935], *Annales de Demographie Historique*, pp. 127-139.
- Edigbola, A. K. 1988. The effect of modernisation on family size and reproductive attitude of Yoruba women, Nigeria, *Demography India* 17(2): 227-241.
- Edin, K. A. and E. P. Hutchinson. 1935. *Studies of Differential Fertility in Sweden*. London: P. S. King & Son, Ltd.
- Emereuwaonu, E. U. 1984. Determinants of fertility: A regression analysis of Kenya data, *Genus* 40(3-4): 77-96.
- Federal Office of Statistics. 1992. *Nigeria Demographic and Health Survey 1990*. Columbia, MD: Macro International Inc.
- FFS. 2006. *Family and Fertility Surveys*. Geneva: UNECE Population Activities Unit. http://www.unece.org/pau/ffs/f_h_151b.htm

- Fieder, M., S. Huber, F. Bookstein, K. Iber, K. Schäfer, G. Winckler, and B. Wallner. 2005. Status and reproduction in humans. New evidence for the validity of evolutionary explanations on basis of a university sample, *Ethology* 111: 940-950.
- Freedman, R. and D. Slesinger. 1961. Fertility differentials for the indigenous non-farm population of the United States, *Population Studies* 15(2): 161-173.
- Gaisie, K. 1975. *Fertility Trends and Differentials*. in Caldwell, J. (ed.) *Population Growth and Socio-Economic Change in West Africa*. Columbia University Press
- Gaisie, K., A. R. Cross, and G. Nsemukila. 1993. *Zambia Demographic and Health Survey 1992*. Columbia, MD: Macro International Inc.
- Goldstein, Sidney. 1972. The influence of labor force participation and education on fertility in Thailand, *Population Studies* 26: 419-436.
- Gutmann, M. and K. Fliess. 1993. The determinants of early fertility decline in Texas, *Demography* 30(3): pp. 443-457.
- Haile, A. 1990. Fertility conditions in Gondar, northwestern Ethiopia: An appraisal of current status, *Studies in Family Planning* 21(2): 110-118.
- Haines, M. 1989. Social class differentials during fertility decline. England and Wales revisited, *Population Studies* 43: 305-323.
- Hewlett, B. 1988. Sexual selection and paternal investment among Aka Pygmies, in M. Borgerhoff Mulder and P. Turke (eds.), *Human Reproductive Behaviour: A Darwinian Perspective*. Cambridge: Cambridge University Press, pp. 263-276.
- Holian, J. 1983. Fertility differentials in Mexico: An individual level analysis, *Secolas Annals* 14: 47-60.
- Hollingsworth, T. H. 1957. A demographic study of the British ducal families, *Population Studies* 11(1): 4-26.
- Holsinger, D. and J. Kasarda. 1974. Education and human fertility: Sociological perspectives, in R. Ridker (ed.), *Population and Development*. Baltimore: John Hopkins Press.
- Hughes, A. L. 1986. Reproductive success and occupational class in eighteenth-century Lancashire, England, *Social Biology* 33: 109-115.
- Hull, T. and V. Hull. 1977. The relation of economic class and fertility: An analysis of some Indonesian data, *Population Studies* 31(1): 43-57.

- Huq, M. N. and J. Cleland. 1990. *Bangladesh Fertility Survey 1989 Main Report*. Dhaka: National Institute of Population Research and Training.
- Innes, J. 1938. *Class Fertility Trends in England and Wales 1876-1934*. Princeton, NJ: Princeton University Press.
- Irons, W. 1979. Cultural and biological success, in N. A. Chagnon and W. Irons (eds.), *Evolutionary Biology and Human Social Behavior: An Anthropological Perspective*. North Scituate, MA: Duxbury Press, pp. 247-272
- Iutaka, S., E. Bock, and G. Varnes. 1971. Factors affecting fertility of natives and migrants in rural Brazil, *Population Studies* 25(1): 55-62.
- Jain, S. 1939. Relationship between Fertility and Economic and Social Status. Publication No. 64. Lahore: Board of Economic Enquiry
- Jejeebhoy, S. 1995. *Women's Education, Autonomy and Reproductive Behaviour: Experience from Developing Countries*. Oxford: Clarendon Press.
- Jensen, A.-M. and A. A. Khasakhala. 1992. Women, family planning and child mortality, in A. Manu (ed.), *Health and Environment in Developing Countries*. Oslo: Centre for Development and the Environment: 19-42.
- Johansen, H.-Chr. 2002. *Danish Population History 1600-1939*. Odense: University Press of Southern Denmark.
- Jones, E. 1982. Socio-economic differentials in achieved fertility, *World Fertility Survey Comparative Studies* 21. Voorburg, Netherlands: International Statistical Institute.
- Jones, L. E. and M. Tertilt. 2006. An Economic History of Fertility in the US 1826-1960. NBER WP 12796
- Kaijuka, E. M., E. Z. A. Kaya, A. R. Cross, and E. Loaiza. 1989. *Uganda Demographic and Health Survey 1988-89*. Columbia, MD: Macro Systems Inc.
- Kaplan, H. and K. Hill. 1985. Hunting ability and reproductive success among male Ache foragers: Preliminary results, *Current Anthropology* 26: 131-133.
- Katjuuanjo, P., S. Titus, M. Zauana, and J. Ties Boerma. 1993. *Namibia Demographic and Health Survey 1992*. Columbia, MD: Macro International Inc.
- Khalifa, A. M. 1976. The influence of wife's education on fertility in rural Egypt, *Journal of Biosocial Science* 8: 53-60.

- Khan, M. E. and C. V. S. Prasad. 1983. *Family Planning Practices in India: Second All-India Survey*. Baroda: Operations Research Group.
- Khawaja, M. 2001. Fertility of Palestinian Women in the West Bank, Gaza, Jordan and Lebanon, Paper presented at the IUSSP Meeting in Salvador, Brazil, 18-24 August.
- Kitagawa, E. M. 1951. Differential fertility in Chicago, 1920-40, *American Journal of Sociology* 58(5): 481-491.
- Klindworth, H. and E. Volland. 1995. How did the Krummhörn elite males achieve above-average reproductive success?, *Human Nature* 6(3): 221-240.
- Knodel, J. 1972. Two and a half centuries of demographic change, *Population Studies* 24(3): 353-376.
- Knodel, John and Visid Prachuabmoh. 1973. *The fertility of Thai women*. Bangkok: Institute of Population Studies, Chulalongkorn University.
- Kosten, M. and R. Mitchell. 1984. Family size and social class in nineteenth century Tasmania, Australia, *Journal of Biosocial Science* 16: 55-63.
- Kurosu, S. (2005). Filling Gaps in Japanese Historical Demography: Marriage, Fertility, and Households in Nineteenth-Century Rural Japan. Presentation, Population Association of America Annual Meeting 2005, Philadelphia
- Lachiver, M. 1982. Vin, vigne et vigneron en région parisienne du XVIIe au XIXe siècle [Wine, vine and winemakers in the Paris region from the XVIIth to the XIXth century]. Pontoise : Societe Historique et Archeologique de Pontoise, du Val d'Oise et du Vexin.
- Lee, J. and C. Campbell. 1997. *Fate and Fortune in Rural China. Social Organization and Population Behavior in Liaoning 1774-1883*. Cambridge: Cambridge University Press.
- Livi Bacci, M. 1977. *A History of Italian Fertility During the Last Two Centuries*. Princeton, NJ: Princeton University Press.
- Low, B. 1994. Men in the Demographic Transition. *Human Nature* 5 (3): 223-253.
- Lutz, W. 1987. *Finnish Fertility Since 1977*. Helsinki: The Population Research Institute.
- Lutz, W. and A. Goujon. 2001. The world's changing human capital stock: Multi-state population projections by educational attainment, *Population and Development Review* 27(2): 323-339.

- Mahadevan, K. 1986. Determinants of religious and caste differentials in fertility: A study of a South Indian village, in K. Mahadevan, with P. J. Reddy and D. A. Naidu (eds.), *Fertility and Mortality: Theory, Methodology and Empirical Issues*. New Delhi: Sage Publications, pp. 100-122.
- Malawi National Statistical Office. 1993. *Malawi Demographic and Health Survey 1992: First Report*. Columbia, MD: Macro International Inc.
- Mayer, A. and C. Klapprodt. 1955. Fertility differentials in Detroit: 1920-1950, *Population Studies* 9(2): 148-158.
- Ministry of Economic and National Planning, Department of Statistics. 1991. *Sudan Demographic and Health Survey 1989-90*. Columbia, MD: Macro International Inc.
- Ministry of Health. 1992. *1992 Belize Family Health Survey: Final Report*. Atlanta: U. S. Department of Health and Human Services, Public Health Service, Centers for Disease Control, Center for Chronic Disease Prevention and Health Promotion, Division of Reproductive Health.
- Moberg, S. 1950. Marital status and family size among matriculated persons in Sweden, *Population Studies* 4(1): 115-127.
- Monteith, R., P. Stupp, L. Morris, and E. Montana. 1992. *Family Planning and Child Survival Survey. Ecuador 1989*. Atlanta: U. S. Department of Health of Human Services, Centers for Disease Control, National Center for Chronic Disease Prevention and Health Promotion, Division of Reproductive Health.
- Ndiaye, S., L. Saar, and M. Ayad. 1988. *Senegal enquete demographique et de sante au Senegal 1986*. Columbia, MD: Westinghouse.
- Newsholme, A. and T. Stevenson. 1906. The decline in human fertility as shown by birth rates, *Royal Statistical Society Journal* 69: 34-38.
- Ngallaba, S., S. H. Kapiga, I. Ruyobya, and J. Ties Boerma. 1993. *Tanzania Demographic and Health Survey 1991-92*. Columbia, MD: Macro International Inc.
- Operations Research Group. 1990. *Family Planning Practices in India: Third All-India Survey*. Baroda, Operations Research Group.
- Pagnini, D. 1996. Fertility decline and its relationship to the social and economic cost of children: The American south in the early 20th century paper presented at the Osservatorio Nazionale Sulla Famiglia, Convegno Internazionale, Bologna

- 27-28. Sept. www.osservatorionazionalefamiglie.it/media/documenti/costodeifigli/pagnini.pdf
- Pakistan National Institute of Population Studies. 1992. *Pakistan Demographic and Health Survey 1990-1991*. Columbia, MD: Macro International Inc.
- Pérusse, D. 1993. Cultural and reproductive success in industrial societies: Testing the relationship at the proximate and ultimate levels, *Behavioral and Brain Sciences* 16: 267-322.
- Pfister, U. 1988. Mobilité sociale et transition de la fécondité: le cas de Zurich (Suisse) au XVIII^e siècle [Social mobility and the fertility transition : The case of Zurich (Switzerland) in the XVII century], *Annales de Démographie Historique*: 111-125.
- Population Research Centre, Gokhale Institute of Politics and Economics, Pune, and International Institute for Population Sciences, Bombay, India. 1994a. *National Family Health Survey: Maharashtra 1992-93*. Bombay: International Institute for Population Sciences.
- Population Research Centre, Lucknow University, Lucknow, and International Institute for Population Sciences, Bombay, India. 1994b. *National Family Health Survey: Uttar Pradesh 1992-93*. Bombay: International Institute for Population Sciences.
- Population Research Centre, The Gandhigram Institute of Rural Health and Family Welfare Trust, Tamil Nadu, and International Institute for Population Sciences, Bombay, India. 1994c. *National Family Health Survey: Tamil Nadu 1992*. Bombay, International Institute for Population Sciences.
- Ramachandran, K. V. and G. Shantakumar. 1973. Fertility differentials in West Malaysia, *Demography India* 2(1): 91-103.
- Razi, Z. V. I. 1980. *Life, Marriage and Death in a Medieval Parish: Economy, Society and Demography in Halesowen, 1270-1400*. Cambridge: Cambridge University Press.
- RHS (Reproductive Health Surveys). 2006. International Reproductive Health Surveys and Comparative Reports: Surveys and Comparative Reports. Atlanta: Centers for Disease Control and Prevention.
<http://www.cdc.gov/reproductivehealth/Surveys/SurveyList.htm>
- Retherford, R. D. and N. Y. Luther. 1996. Are fertility differentials by education converging in the United States?, *Genus* 52(3-4): 13-37.

- Retherford, R., N. Ogawa, R. Matsukura, and H. Ihara. 2003. Trends in Fertility by Education in Japan 1966-2000, Paper presented at the 21st Population Census Conferences, sponsored by the Association of National Census and Statistics Directors of America, Asia, and the Pacific (ANCSDAAP), the Statistics Bureau of Japan, and the East-West Center, 19-21 November 2003.
- Røskraft, E., A. Wara, and A. Viken. 1992. Reproductive success in relation to resource-access and parental age in a small Norwegian farming parish during the period 1700-1900, *Ethology and Sociobiology* 13: 443-461.
- Sala-Diakanda, M. 1982. Fecondite et caractéristiques socio-economiques et culturelles selon le milieu d'habitat au Zaïre [Fertility and socio-economic and cultural characteristics according to the place of residence in Zaïre], *Canadian Studies in Population* 9: 45-69.
- Sathar, Z. A. and Shahnaz Kazi. 1990. Women, work and reproduction in Karachi, *International Family Planning Perspectives* 16(2): 66-99, 80.
- Schultz, P. 1982. An economic interpretation of the decline in fertility in a rapidly developing country. Consequences of development and family planning. in R. Easterlin (ed.), *Population and Economic Change in Developing Countries*. Washington: National Bureau of Economic Research.
- Scott, W. 1958. Fertility and social mobility among teachers, *Population Studies* 11(3): 251-261.
- Scott, S. and C. Duncan. 2000. Interacting effects of nutrition and social class differentials on fertility and infant mortality in a pre-industrial population, *Population Studies* 54(1): pp.71-87.
- Smock, A. C. 1981. *Women's Education in Developing Countries: Opportunities and Outcomes*. New York: Praeger Publishers.
- Sogner, S., H. B. Randsborg and E. Fure. 1984. Fra Stua Full til Tobarnskull [From High Fertility to the Two Child Family]. Oslo: Universitetsforlaget.
- Spielauer, M. 2005. Concentration of Reproduction in Austria: General Trends and Differentials by Educational Attainment and Urban-Rural Setting. Working Paper WP-2005-012. Rostock: Max Planck Institute for Demographic Research.
- Statistics Sweden. 1941. *Statistisk Årbok for Sverige* [Statistical Yearbook for Sweden]. Stockholm: P. A. Norstedt & Sønner.
- Stokes, C. S. 1973. Family structure and socio-Economic differences in fertility, *Population Studies* 27(2): 295-304.

- Stycos, J. 1968. *Human Fertility in Latin America*. Ithaca: Cornell University Press.
- Stys, W. 1957. Influence of economic conditions on the fertility of peasant woman, *Population Studies* 11: 136-148.
- Thompson, W. and D. Lewis. 1965. *Population Problems*. New York: McGraw Hill.
- Tolnay, S. E. 1995. Class, race, and fertility in the rural South, 1910 and 1940, *Rural Sociology* 60(1): 108-128.
- Turke, P. W. and L. L. Betzig. 1985. Those who can do: Wealth, status, and reproductive success on Ifaluk, *Ethology and Sociobiology* 6: 79-87.
- United Nations. 1987. *Fertility behaviour in the context of development: Evidence from the World Fertility Survey, (Population Studies 100)*, New York: United Nations, Department of International Economic and Social Affairs.
- United Nations. 1995. *Women's Education and Fertility Behaviour: Recent Evidence from the Demographic and Health Surveys*. New York: United Nations.
- van Poppel, F. and H. Röling. 2003. Physicians and Fertilty Control in the Netherlands. *Journal of Interdisciplinary History*, xxxiv: 2, Autumn 2003: 155-185.
- Vining, D. R. 1986. Social versus reproductive success: The central theoretical problem of human sociobiology, *Behavioral and Brain Sciences* 9: 167-187.
- White, P. 1985. Fertility and social class in a French village, 1901-75, *Journal of Biosocial Science* 17: 253-265.
- Windle, C. and G. Sabagh. 1963. Social status and family size of Iranian industrial employees. *Milbank Memorial Fund Quarterly* 41: 436-443.
- WVS (World Value Survey). 2006. <http://www.worldvaluessurvey.org/>
- Yang, Y. and P. Morgan. 2003. How big are educational and racial differentials in the US? *Social Biology* 50(3-4): 167-187.
- Zhao, Jianmin and Jinghua Sun. 1984. Education and fertility of women of child-bearing age, in China Population Implementation Centre (CMC) (comp.), *Analysis of China's National One-per-Thousand Population Fertility Sampling Survey*. Beijing: CPIC, pp. 84-87.
- Zimmer, B. 1981. The impact of social mobility on fertility, *Population Studies* 35(1): 120-131.

